



CHARLOTTE BILTGEN

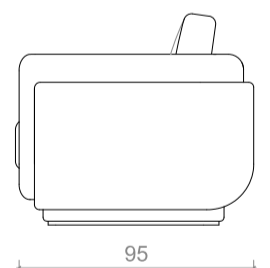
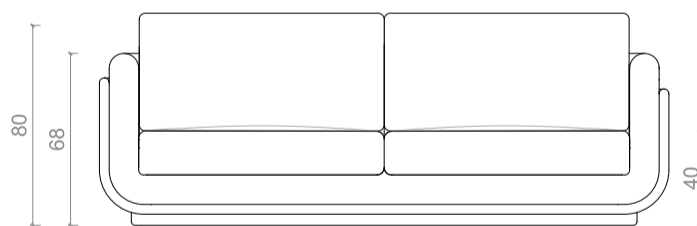
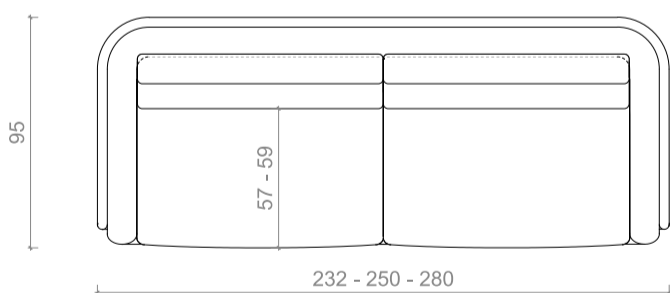


EBISU Sofa


WOOL TERRY

Dimensions

L 232 cm – L 250 cm – L 280 cm – D 95 cm – Arm Height 68 cm - H 80 cm (with back cushions) - seating height 40 cm
L 91.4" – L 98.4" – L 110.2" – D 37.4" – Arm Height H 26.8" - Total H 31.5" - seating height 15.75"



Materials



Inside & outside :
Wool Terry
DEDAR
Karakorum Ivory



Inside & outside :
Wool Terry
BISSON BRUNEEL
Bergamo

SHOWROOM COURCELLES



CHARLOTTE BILTGEN

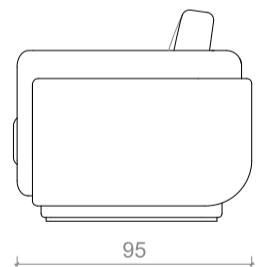
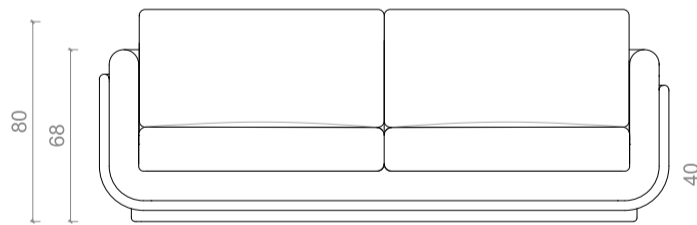
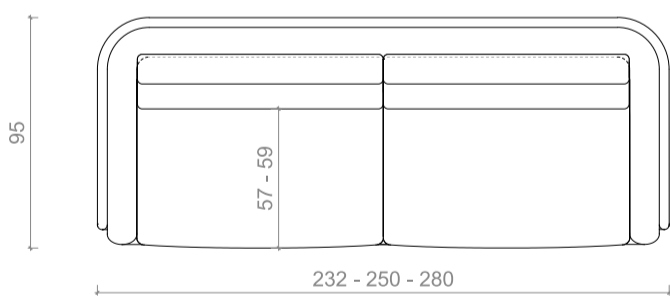


EBISU Sofa

VELVET & LEATHER

Dimensions


L 232 cm - L 250 cm - L 280 cm - D 95 cm - Arm Height 68 cm - H 80cm (with back cushions) - seating height 40 cm
L 91.4" - L 98.4" - L 110.2" - D 37.4" - Arm Height H 26.8" - Total H 31.5" - seating height 15.75"



Materials



Inside & cushions :
Velvet
DEDAR
Vladimiro



Outside and base :
Leather
TOUCH

SHOWROOM COURCELLES