




CHARLOTTE BILTGEN



MOONLIGHT Console



SHOWROOM COURCELLES



CHARLOTTE BILTGEN



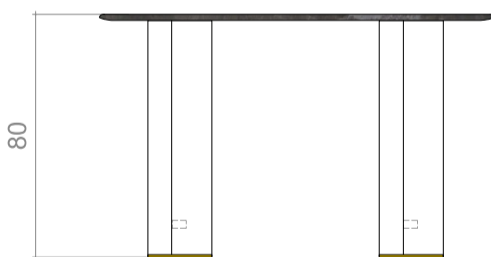


MOONLIGHT Console

Dimensions

L130cm - D35cm - H80cm


W51.2" - D13.78" - H31.5"




Materials

Top : marble


Legs : plaster & brass



Marble
Veria green



Plaster
smooth finish



Brass
brushed & varnished

SHOWROOM COURCELLES